

Wesleyan Pension Fund 2025 Portfolio

Investment Strategy

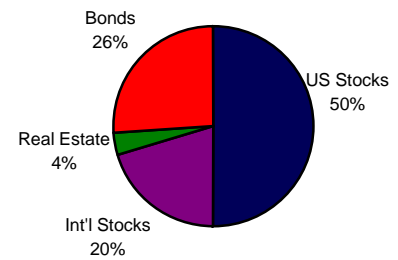
Who should invest?

Participants with a retirement date in 14 to 18 years or who desire an above average growth rate in principal and a moderate level of current income.

Strategy:

- Increased exposure to stocks for capital appreciation, including mid and small cap, and growth and value.
- Exposure to U.S., International, and Real Estate securities for diversification.

Portfolio Allocation



Fund Information

U.S. Stocks

Principal Large Cap S&P 500 Index Pref	18.0%
American Funds Growth Fund of America R3	9.8%
Principal Mid Cap Index Pref	6.3%
Neuberger Berman Genesis Tr	6.3%
Allianz NFJ Dividend Value R	9.8%

International Stocks

American Funds EuroPacific Growth R3	10.1%
Artio International Equity Fund II - A	10.1%

Real Estate

Principal Real Estate Securities R5	3.7%
-------------------------------------	------

Bonds

Wesleyan Investment Foundation	14.5%
PIMCO Total Return R	11.5%

Allocation

100%

Asset Class

Large Cap Core
Large Cap Growth
Mid Cap Blend
Small Cap Blend
Large Cap Value

International Equities
International Equities

Real Estate Securities

Short-term Bond
Intermediate Bond

Manager

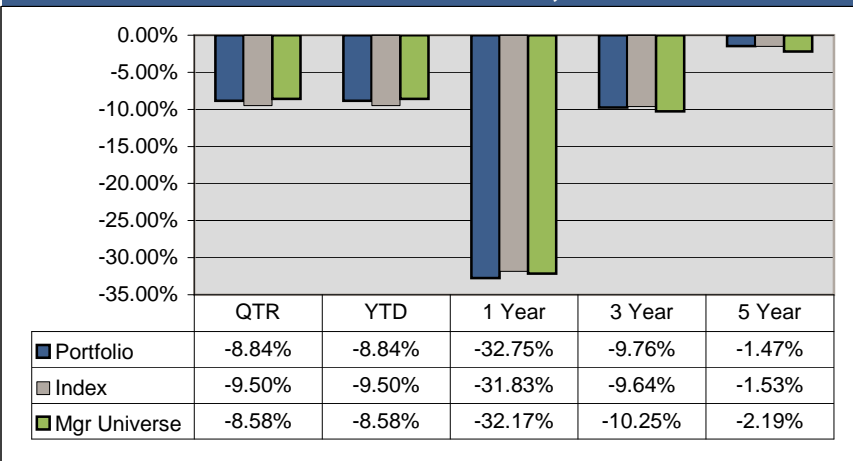
Dirk Laschanzky
James E. Drasdo
Dirk Laschanzky
Judith M. Vale
Ben Fischer

Stephen E. Bepler
Rudolph-Riad Younes

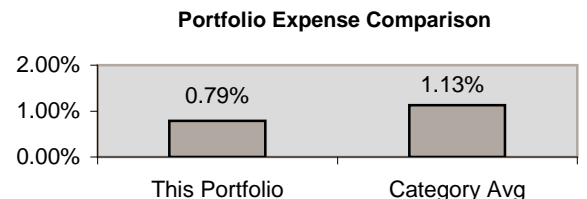
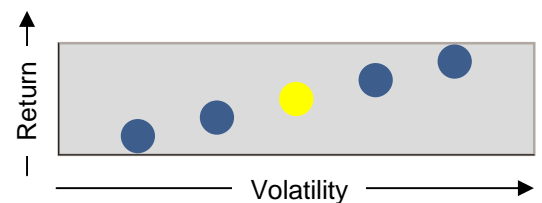
Kelly D. Rush

Team Managed
William H. Gross

Portfolio Performance - As of March 31, 2009



Risk / Return Profile



Important Notes - All Portfolios

- Model portfolios were developed in December 2007 for Wesleyan Pension Fund by the Principal Financial Group and Ronald Blue & Co. as the Plan's investment advisor.
- The exact portfolios illustrated were not available for individual investment during the historical periods illustrated (prior to 2007). The results illustrated are hypothetical and not intended to represent the performance of an actual portfolio that existed. The specific mutual fund mix in the portfolio has varied over the time period illustrated.
- Hypothetical model results have inherent limitations compared to actual trading, may overstate gains and understate losses, were produced with the benefit of hindsight, and can be changed at any time to show better performance. Back-tested results do not give an indication that they could, or would, have been achieved had this strategy been actually in use over the period presented. Broad market and economic conditions may have played a role in performance results, and future conditions may produce different results. More than one fund or index may have been used in creating the backtested performance numbers.
- The selection of a different starting date for the periods illustrated could have materially affected the results portrayed. Other significant economic and market factors, positive or negative, have occurred outside of the periods illustrated and would materially have affected any historic results for the portfolios.
- The performance shown reflects the deduction of RB&Co.'s investment advisory fee. Results reflect realized and unrealized appreciation and the reinvestment of capital gains, dividends, and interest income. Past performance is not a guarantee of future results. All investments involve risk including loss of principal.
- Investment results or returns may vary from participant to participant depending upon the specific investment objective, asset allocation, and timing of participant and plan sponsor investment deposits and withdrawals.
- In the portfolio expense comparison, the expenses of the Wesleyan Pension Fund model portfolio are compared to the average expense ratio of comparable mutual funds in this asset class. Category Avg first takes the average investment manager expense ratio for each asset class in the model portfolio and, using the asset class weights of the model portfolio, computes a weighted average of those average expense ratios.
- In the Portfolio Performance Graph, the Index consists of a weighted average of passive investment market indexes. The average has the same asset weights as the portfolio being compared to it. The portfolio contains mutual funds and separate accounts that are both actively and managed according to a passive market index.
- All information contained within this handout was created exclusively by Ronald Blue & Co., LLC for the sole use by Wesleyan Pension Fund and their plan participants.